









Generic Surgical Pathology Report






Clinical History Section   22636-5 LN

Specimen  22633-2 LN



Gross/Macroscopic Observation   22634-0 LN



Microscopic observation   22635-7 LN

Ancillary Studies 

- Immunohistochemistry 
- Flow cytometry 
- Cytogenetics 
- Molecular 
- Other 

Commentary   22638-1 LN 
 50595-8 LN

Diagnostic summary   22637-3 LN

Supplementary reports   22639-9 LN